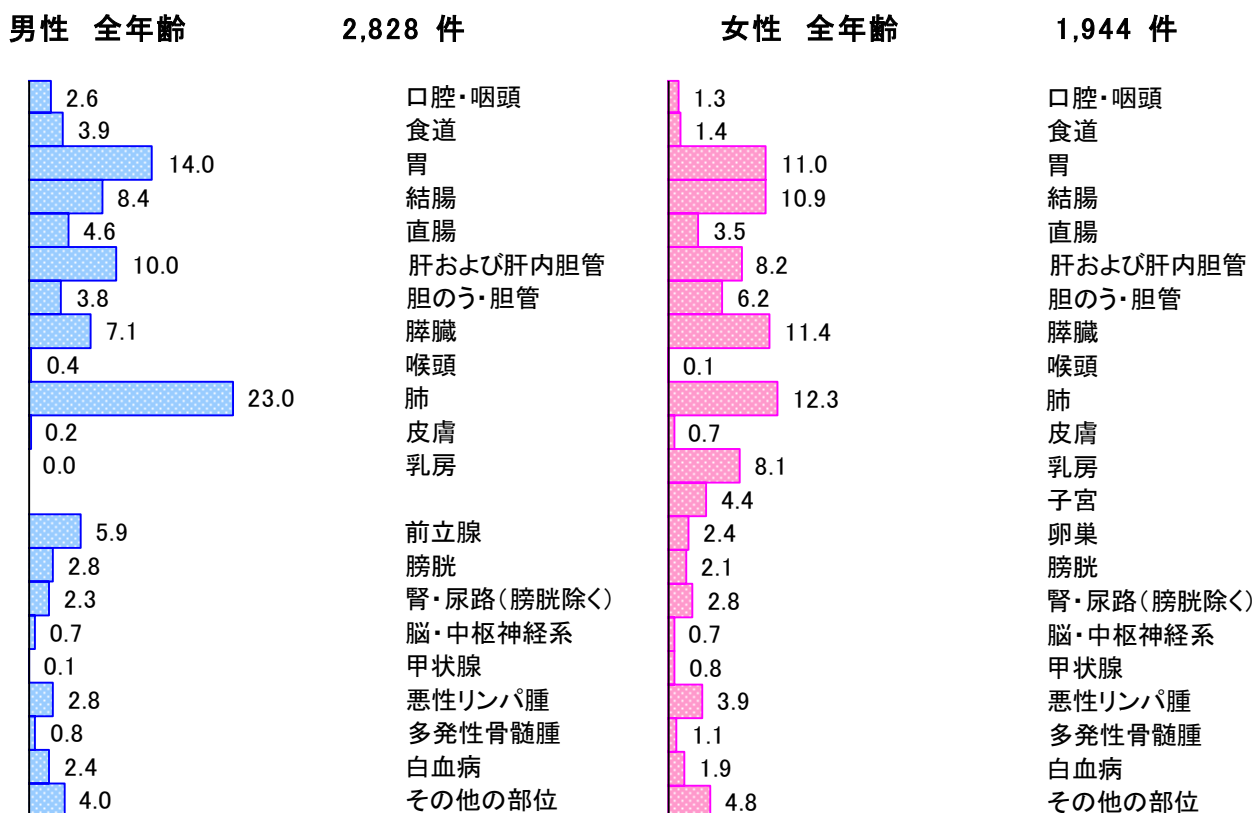


死亡の概要

2017年に山口県において、男性2,828人、女性1,944人の、合計4,772人の方が、がんを原因として死亡された。部位別では、男性では、肺がんが最も多く、胃、結腸・直腸、肝、膵臓の順が多い。女性では、結腸・直腸がんが最も

多く、肺、膵臓、胃、肝と続く。罹患数と比べると、男性で罹患の比較的多かった前立腺は、死因としてはそれほど多くはないことがわかる。

図9 部位内訳 (%) (表9から作成)



年齢別に見たがんの死亡

男女ともに山口県で2017年にがんで死亡された方の8割以上が65歳以上の方であった。ほとんどの部位のがんは、年齢が高くなるほど罹りやすくなるため、がんによる死亡者も高齢者が多い。

主ながんの年齢階級別死亡率をみると、男性は胃がん70歳以上、結腸・直腸がん75歳以上、

肺がんでは65歳以上、また肝がんでは75歳以上の千人にひとり以上の死因となっている。女性については、罹患の多いがんにおいて85歳未満の年齢による死因に大きな差はなかった。

図 10 年齢内訳 (%) (表 10 から作成)

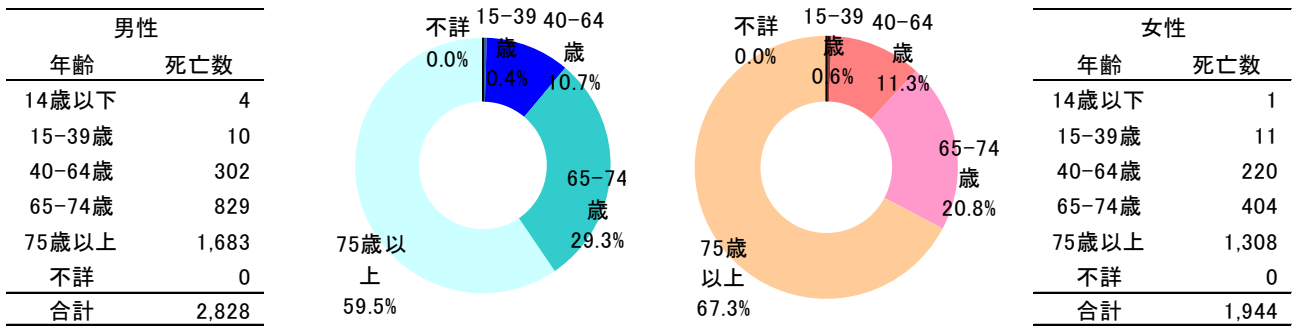
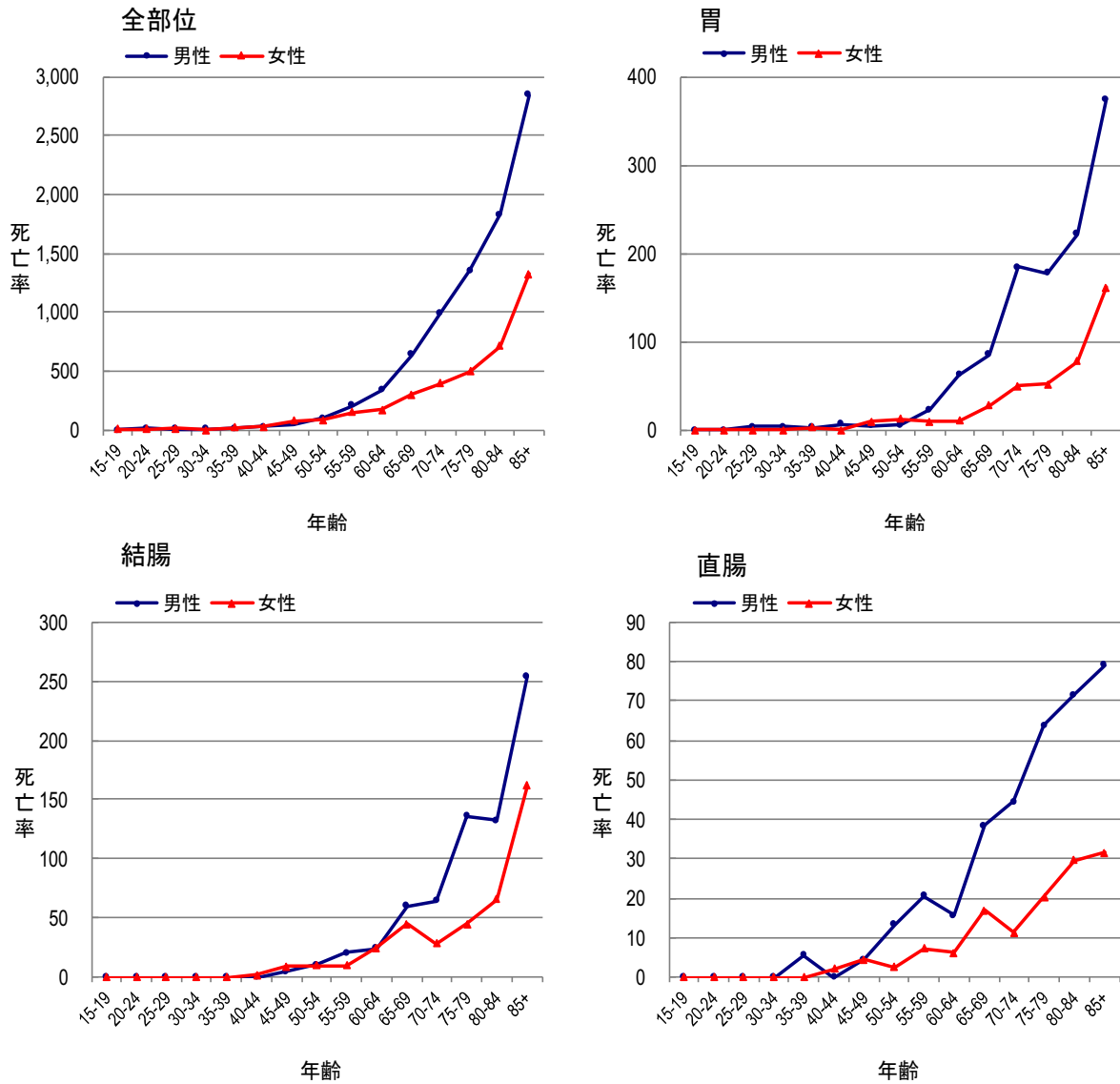
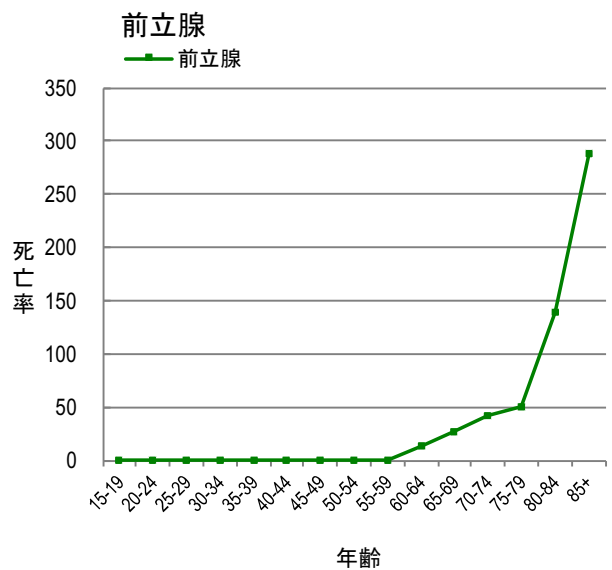
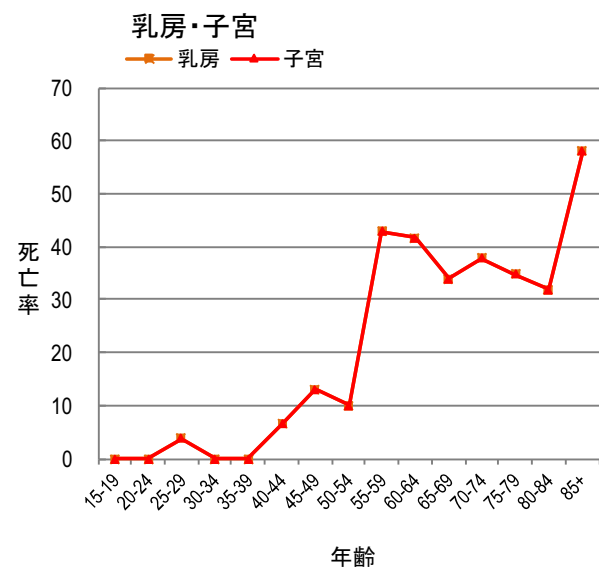
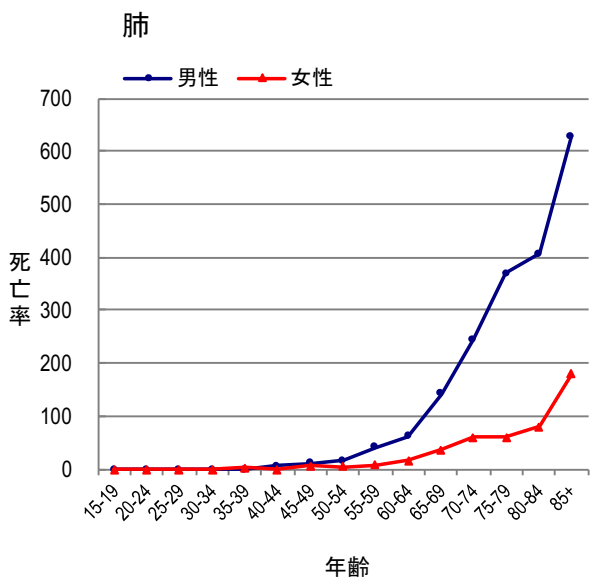
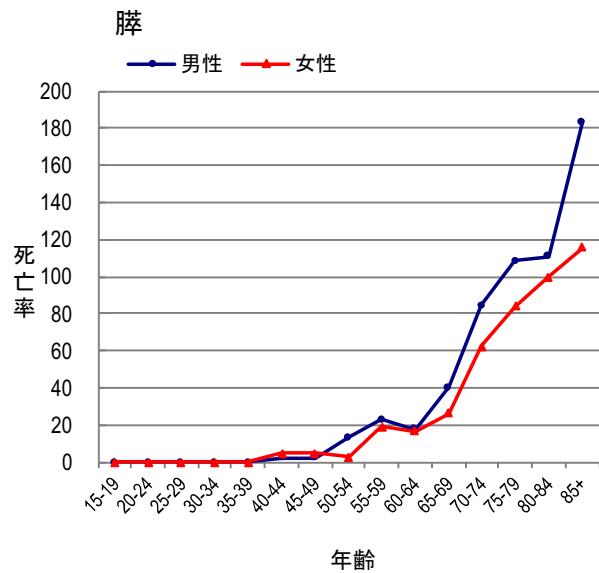
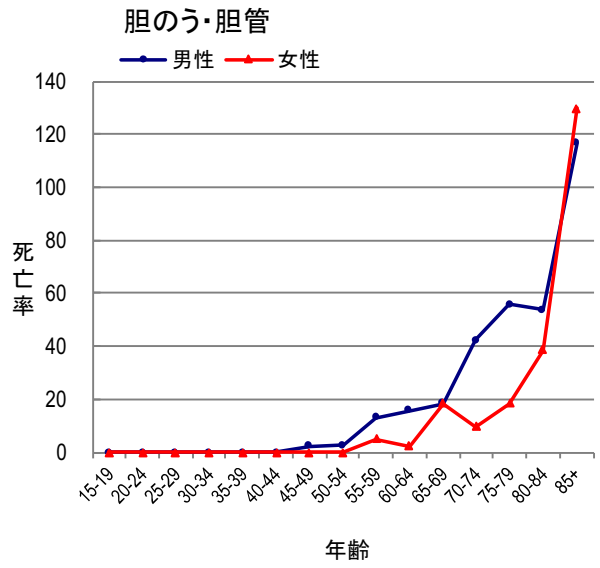
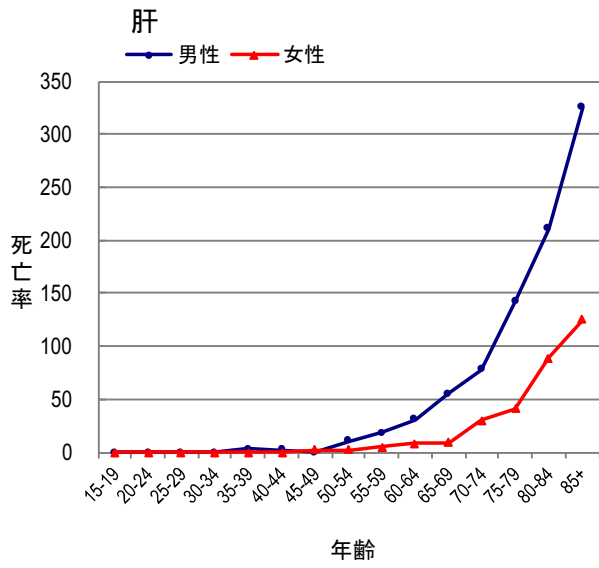


図 11 部位別年齢階級別死亡率：人口 10 万対 (表 11 から作成)



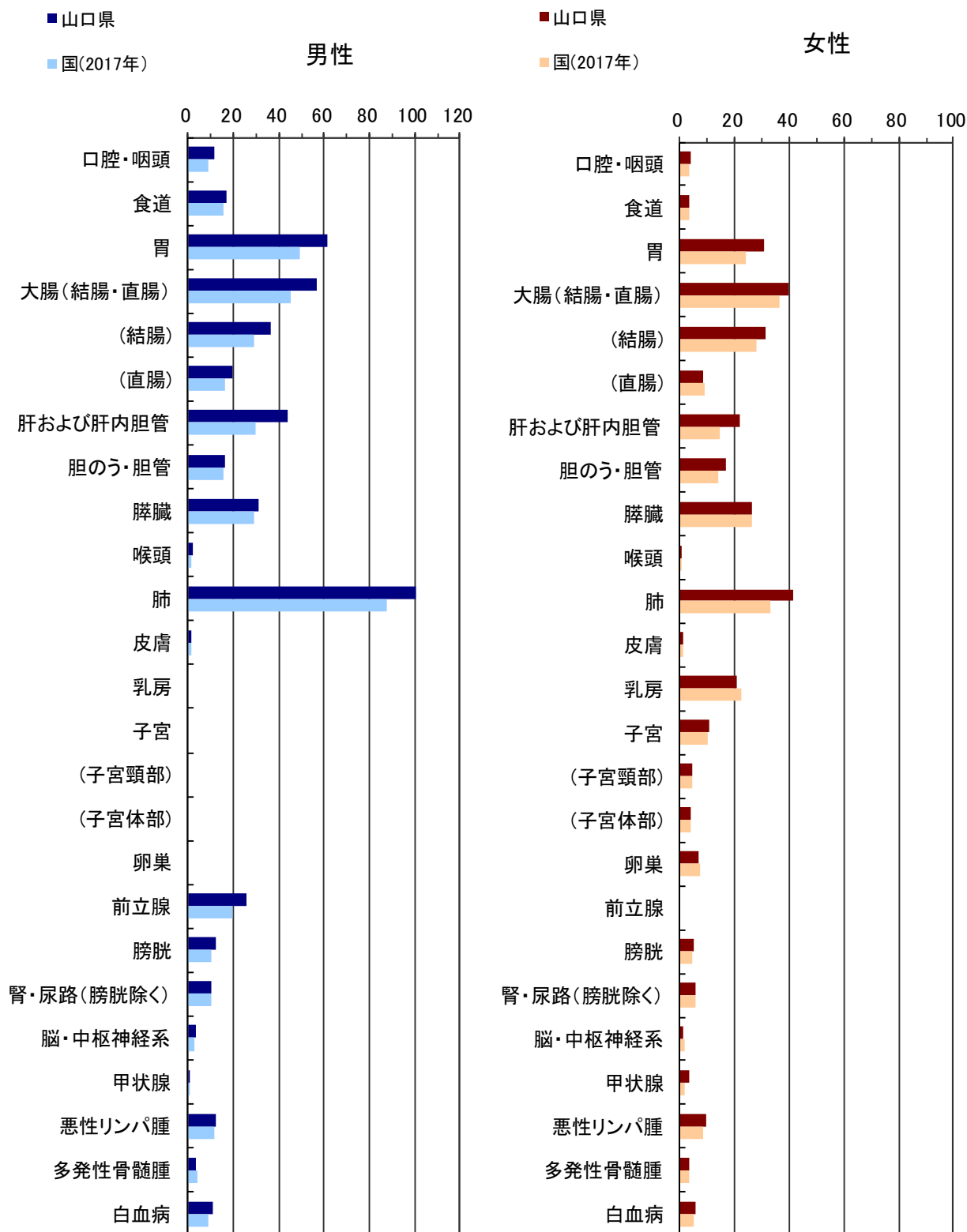


山口県のがんの死亡の特徴

ほぼ全ての部位において、日本全体の推計値と比較して、死亡率が高い。特に、男女の肺、

胃、肝および管内胆管、男性の結腸・直腸において差が大きい。

図 12 部位別がん死亡率：人口 10 万対 (表 9 から作成)



※国の値は、最新の国立がん研究センター がん対策情報センター発行「全国がん罹患モニタリング集計」より引用。

表9. 死亡数、部位割合（％）、粗死亡率（人口10万対）、年齢調整死亡率（人口10万対）、累積死亡率（％）： 部位別、性別

山口県

2017年

| 部位 | ICD-10 | 死亡数 | | | 部位割合 | | | 粗死亡率 | | | 年齢調整死亡率 | | | | | | 累積死亡率(0-74歳) | | |
|------------|-------------|-------|-------|-------|-------|-------|-------|-------|-------|-------|---------|------|-------|-------|------|------|--------------|-----|------|
| | | 男 | 女 | 総数 1 | 男 | 女 | 総数 1 | 男 | 女 | 総数 1 | 日本人口 | | | 世界人口 | | | 男 | 女 | 総数 1 |
| | | | | | | | | | | | 男 | 女 | 総数 1 | 男 | 女 | 総数 1 | | | |
| 全部位 | C00-C97 | 2,828 | 1,944 | 4,772 | 100.0 | 100.0 | 100.0 | 435.7 | 270.0 | 348.6 | 161.7 | 80.7 | 115.2 | 110.6 | 57.4 | 80.4 | 11.9 | 6.1 | 8.9 |
| 口腔・咽頭 | C00-C14 | 73 | 25 | 98 | 2.6 | 1.3 | 2.1 | 11.2 | 3.5 | 7.2 | 5.0 | 1.0 | 2.8 | 3.6 | 0.7 | 2.1 | 0.4 | 0.1 | 0.2 |
| 食道 | C15 | 111 | 27 | 138 | 3.9 | 1.4 | 2.9 | 17.1 | 3.7 | 10.1 | 7.1 | 0.9 | 3.8 | 5.1 | 0.7 | 2.7 | 0.7 | 0.1 | 0.3 |
| 胃 | C16 | 397 | 214 | 611 | 14.0 | 11.0 | 12.8 | 61.2 | 29.7 | 44.6 | 23.1 | 8.1 | 14.7 | 15.9 | 5.6 | 10.2 | 1.9 | 0.6 | 1.2 |
| 大腸（結腸・直腸） | C18-C20 | 366 | 280 | 646 | 12.9 | 14.4 | 13.5 | 56.4 | 38.9 | 47.2 | 22.1 | 11.6 | 16.1 | 15.1 | 8.3 | 11.3 | 1.6 | 0.9 | 1.2 |
| 結腸 | C18 | 237 | 212 | 449 | 8.4 | 10.9 | 9.4 | 36.5 | 29.4 | 32.8 | 13.3 | 8.3 | 10.4 | 9.0 | 6.0 | 7.3 | 0.9 | 0.6 | 0.8 |
| 直腸 | C19-C20 | 129 | 68 | 197 | 4.6 | 3.5 | 4.1 | 19.9 | 9.4 | 14.4 | 8.8 | 3.2 | 5.7 | 6.1 | 2.3 | 4.0 | 0.7 | 0.3 | 0.5 |
| 肝および肝内胆管 | C22 | 283 | 160 | 443 | 10.0 | 8.2 | 9.3 | 43.6 | 22.2 | 32.4 | 15.2 | 4.9 | 9.3 | 10.1 | 3.1 | 6.2 | 1.0 | 0.3 | 0.6 |
| 胆のう・胆管 | C23-C24 | 107 | 120 | 227 | 3.8 | 6.2 | 4.8 | 16.5 | 16.7 | 16.6 | 6.2 | 3.0 | 4.5 | 4.2 | 2.0 | 3.1 | 0.5 | 0.2 | 0.3 |
| 膵臓 | C25 | 200 | 222 | 422 | 7.1 | 11.4 | 8.8 | 30.8 | 30.8 | 30.8 | 11.9 | 9.0 | 10.3 | 8.0 | 6.0 | 6.9 | 0.9 | 0.7 | 0.8 |
| 喉頭 | C32 | 12 | 2 | 14 | 0.4 | 0.1 | 0.3 | 1.8 | 0.3 | 1.0 | 0.5 | 0.1 | 0.2 | 0.3 | 0.0 | 0.1 | 0.0 | 0.0 | 0.0 |
| 肺 | C33-C34 | 651 | 239 | 890 | 23.0 | 12.3 | 18.7 | 100.3 | 33.2 | 65.0 | 36.1 | 8.6 | 20.5 | 24.0 | 6.0 | 13.8 | 2.6 | 0.7 | 1.6 |
| 皮膚 | C43-C44 | 7 | 13 | 20 | 0.2 | 0.7 | 0.4 | 1.1 | 1.8 | 1.5 | 0.4 | 0.4 | 0.4 | 0.3 | 0.3 | 0.3 | 0.0 | 0.0 | 0.0 |
| 乳房 | C50 | ・ | 158 | 158 | ・ | 8.1 | 3.3 | ・ | 21.9 | 11.5 | ・ | 10.4 | 5.5 | ・ | 7.9 | 4.2 | ・ | 0.9 | 0.5 |
| 子宮 | C53-C55 | - | 85 | 85 | - | 4.4 | 1.8 | - | 11.8 | - | - | 5.8 | - | - | 4.3 | - | - | 0.5 | - |
| 子宮頸部 | C53 | - | 33 | 33 | - | 1.7 | 0.7 | - | 4.6 | - | - | 2.2 | - | - | 1.7 | - | - | 0.2 | - |
| 子宮体部 | C54 | - | 35 | 35 | - | 1.8 | 0.7 | - | 4.9 | - | - | 2.3 | - | - | 1.6 | - | - | 0.2 | - |
| 卵巣 | C56 | - | 46 | 46 | - | 2.4 | 1.0 | - | 6.4 | - | - | 3.6 | - | - | 2.7 | - | - | 0.3 | - |
| 前立腺 | C61 | 167 | - | 167 | 5.9 | - | 3.5 | 25.7 | - | - | 7.4 | - | - | 4.8 | - | - | 0.4 | - | - |
| 膀胱 | C67 | 79 | 41 | 120 | 2.8 | 2.1 | 2.5 | 12.2 | 5.7 | 8.8 | 3.7 | 1.1 | 2.2 | 2.5 | 0.8 | 1.5 | 0.2 | 0.1 | 0.1 |
| 腎・尿路（膀胱除く） | C64-C66 C68 | 66 | 55 | 121 | 2.3 | 2.8 | 2.5 | 10.2 | 7.6 | 8.8 | 3.5 | 1.7 | 2.5 | 2.2 | 1.1 | 1.6 | 0.2 | 0.1 | 0.1 |
| 脳・中枢神経系 | C70-C72 | 21 | 14 | 35 | 0.7 | 0.7 | 0.7 | 3.2 | 1.9 | 2.6 | 2.1 | 0.9 | 1.5 | 2.2 | 0.8 | 1.5 | 0.2 | 0.1 | 0.1 |
| 甲状腺 | C73 | 3 | 16 | 19 | 0.1 | 0.8 | 0.4 | 0.5 | 2.2 | 1.4 | 0.1 | 0.5 | 0.3 | 0.1 | 0.4 | 0.2 | 0.0 | 0.0 | 0.0 |
| 悪性リンパ腫 | C81-C85 C96 | 79 | 76 | 155 | 2.8 | 3.9 | 3.2 | 12.2 | 10.6 | 11.3 | 4.1 | 3.2 | 3.5 | 2.8 | 2.4 | 2.5 | 0.3 | 0.2 | 0.2 |
| 多発性骨髄腫 | C88-C90 | 24 | 21 | 45 | 0.8 | 1.1 | 0.9 | 3.7 | 2.9 | 3.3 | 1.2 | 0.6 | 0.9 | 0.8 | 0.4 | 0.6 | 0.1 | 0.0 | 0.1 |
| 白血病 | C91-C95 | 68 | 37 | 105 | 2.4 | 1.9 | 2.2 | 10.5 | 5.1 | 7.7 | 4.5 | 1.9 | 3.1 | 3.1 | 1.3 | 2.1 | 0.3 | 0.2 | 0.2 |

1 総数は男女および性別不詳の合計

表10. 年齢階級別死亡数： 部位別、性別

山口県

2017年

| 性別 | 部位 | ICD-10 | 総数 | 1 | 0-4歳 | 5-9歳 | 10-14歳 | 15-19歳 | 20-24歳 | 25-29歳 | 30-34歳 | 35-39歳 | 40-44歳 | 45-49歳 | 50-54歳 | 55-59歳 | 60-64歳 | 65-69歳 | 70-74歳 | 75-79歳 | 80-84歳 | 85-89歳 | 90-94歳 | 95-99歳 | 100歳以上 | 不詳 |
|----|------------|-------------|-------|---|------|------|--------|--------|--------|--------|--------|--------|--------|--------|--------|--------|--------|--------|--------|--------|--------|--------|--------|--------|--------|----|
| 男 | 全部位 | C00-C97 | 2,828 | 3 | 0 | 1 | 0 | 3 | 1 | 1 | 5 | 13 | 21 | 36 | 80 | 152 | 384 | 445 | 488 | 512 | 427 | 207 | 43 | 6 | 0 | |
| | 口腔・咽頭 | C00-C14 | 73 | 0 | 0 | 0 | 0 | 2 | 0 | 0 | 1 | 1 | 1 | 2 | 1 | 4 | 12 | 12 | 10 | 14 | 6 | 7 | 0 | 0 | 0 | |
| | 食道 | C15 | 111 | 0 | 0 | 0 | 0 | 0 | 0 | 0 | 0 | 0 | 1 | 0 | 5 | 14 | 31 | 15 | 13 | 21 | 7 | 3 | 1 | 0 | 0 | |
| | 胃 | C16 | 397 | 0 | 0 | 0 | 0 | 0 | 1 | 1 | 1 | 3 | 2 | 2 | 9 | 28 | 51 | 83 | 64 | 62 | 49 | 36 | 4 | 1 | 0 | |
| | 大腸（結腸・直腸） | C18-C20 | 366 | 0 | 0 | 0 | 0 | 0 | 0 | 0 | 2 | 0 | 4 | 9 | 16 | 18 | 59 | 49 | 72 | 57 | 53 | 18 | 8 | 1 | 0 | |
| | 結腸 | C18 | 237 | 0 | 0 | 0 | 0 | 0 | 0 | 0 | 0 | 0 | 2 | 4 | 8 | 11 | 36 | 29 | 49 | 37 | 38 | 16 | 6 | 1 | 0 | |
| | 直腸 | C19-C20 | 129 | 0 | 0 | 0 | 0 | 0 | 0 | 0 | 2 | 0 | 2 | 5 | 8 | 7 | 23 | 20 | 23 | 20 | 15 | 2 | 2 | 0 | 0 | |
| | 肝および肝内胆管 | C22 | 283 | 0 | 0 | 0 | 0 | 0 | 0 | 0 | 1 | 1 | 0 | 4 | 7 | 14 | 33 | 35 | 51 | 59 | 55 | 20 | 2 | 1 | 0 | |
| | 胆のう・胆管 | C23-C24 | 107 | 0 | 0 | 0 | 0 | 0 | 0 | 0 | 0 | 0 | 1 | 1 | 5 | 7 | 11 | 19 | 20 | 15 | 17 | 10 | 1 | 0 | 0 | |
| | 膵臓 | C25 | 200 | 0 | 0 | 0 | 0 | 0 | 0 | 0 | 0 | 1 | 1 | 5 | 9 | 8 | 24 | 38 | 39 | 31 | 33 | 8 | 3 | 0 | 0 | |
| | 喉頭 | C32 | 12 | 0 | 0 | 0 | 0 | 0 | 0 | 0 | 0 | 0 | 0 | 0 | 0 | 0 | 0 | 0 | 2 | 1 | 3 | 1 | 5 | 0 | 0 | |
| | 肺 | C33-C34 | 651 | 0 | 0 | 0 | 0 | 0 | 0 | 0 | 0 | 3 | 5 | 6 | 16 | 28 | 85 | 110 | 133 | 114 | 99 | 41 | 10 | 1 | 0 | |
| | 皮膚 | C43-C44 | 7 | 0 | 0 | 0 | 0 | 0 | 0 | 0 | 0 | 0 | 1 | 0 | 0 | 0 | 0 | 0 | 1 | 2 | 1 | 1 | 1 | 0 | 0 | |
| | 乳房 | C50 | . | . | . | . | . | . | . | . | . | . | . | . | . | . | . | . | . | . | . | . | . | . | . | . |
| | 前立腺 | C61 | 167 | 0 | 0 | 0 | 0 | 0 | 0 | 0 | 0 | 0 | 0 | 0 | 0 | 6 | 16 | 19 | 18 | 39 | 38 | 21 | 9 | 1 | 0 | |
| | 膀胱 | C67 | 79 | 0 | 0 | 0 | 0 | 0 | 0 | 0 | 0 | 0 | 1 | 0 | 2 | 1 | 9 | 7 | 13 | 13 | 22 | 9 | 2 | 0 | 0 | |
| | 腎・尿路（膀胱除く） | C64-C66 C68 | 66 | 0 | 0 | 0 | 0 | 0 | 0 | 0 | 0 | 0 | 0 | 2 | 0 | 3 | 6 | 10 | 10 | 21 | 5 | 9 | 0 | 0 | 0 | |
| | 脳・中枢神経系 | C70-C72 | 21 | 2 | 0 | 1 | 0 | 0 | 0 | 0 | 0 | 3 | 1 | 0 | 0 | 4 | 3 | 1 | 2 | 3 | 1 | 0 | 0 | 0 | 0 | |
| | 甲状腺 | C73 | 3 | 0 | 0 | 0 | 0 | 0 | 0 | 0 | 0 | 0 | 0 | 0 | 0 | 0 | 1 | 0 | 1 | 0 | 1 | 0 | 0 | 0 | 0 | |
| | 悪性リンパ腫 | C81-C85 C96 | 79 | 0 | 0 | 0 | 0 | 0 | 0 | 0 | 0 | 0 | 2 | 1 | 0 | 3 | 11 | 11 | 11 | 17 | 15 | 7 | 0 | 1 | 0 | |
| | 多発性骨髄腫 | C88-C90 | 24 | 0 | 0 | 0 | 0 | 0 | 0 | 0 | 0 | 0 | 0 | 0 | 0 | 2 | 4 | 3 | 3 | 3 | 5 | 4 | 0 | 0 | 0 | |
| | 白血病 | C91-C95 | 68 | 0 | 0 | 0 | 0 | 0 | 0 | 0 | 0 | 0 | 0 | 0 | 3 | 6 | 6 | 8 | 9 | 11 | 14 | 8 | 3 | 0 | 0 | |

1 総数は年齢不詳を含む

2 総数は男女および性別不詳の合計

表10. 年齢階級別死亡数： 部位別、性別

山口県

2017年

| 性別 | 部位 | ICD-10 | 総数 | 1 | 0-4歳 | 5-9歳 | 10-14歳 | 15-19歳 | 20-24歳 | 25-29歳 | 30-34歳 | 35-39歳 | 40-44歳 | 45-49歳 | 50-54歳 | 55-59歳 | 60-64歳 | 65-69歳 | 70-74歳 | 75-79歳 | 80-84歳 | 85-89歳 | 90-94歳 | 95-99歳 | 100歳以上 | 不詳 |
|----|------------|-------------|-------|---|------|------|--------|--------|--------|--------|--------|--------|--------|--------|--------|--------|--------|--------|--------|--------|--------|--------|--------|--------|--------|----|
| 女 | 全部位 | C00-C97 | 1,944 | 0 | 0 | 1 | 1 | 1 | 3 | 0 | 6 | 12 | 34 | 33 | 61 | 80 | 196 | 208 | 241 | 314 | 374 | 259 | 105 | 15 | 0 | |
| | 口腔・咽頭 | C00-C14 | 25 | 0 | 0 | 0 | 0 | 0 | 0 | 0 | 0 | 1 | 0 | 1 | 0 | 0 | 5 | 2 | 2 | 0 | 4 | 6 | 4 | 0 | 0 | |
| | 食道 | C15 | 27 | 0 | 0 | 0 | 0 | 0 | 0 | 0 | 0 | 0 | 1 | 0 | 0 | 0 | 4 | 3 | 5 | 2 | 6 | 4 | 2 | 0 | 0 | |
| | 胃 | C16 | 214 | 0 | 0 | 0 | 0 | 0 | 0 | 0 | 1 | 0 | 4 | 5 | 4 | 5 | 18 | 26 | 25 | 34 | 44 | 35 | 11 | 2 | 0 | |
| | 大腸（結腸・直腸） | C18-C20 | 280 | 0 | 0 | 0 | 0 | 0 | 0 | 0 | 0 | 2 | 6 | 5 | 7 | 15 | 40 | 21 | 32 | 42 | 55 | 30 | 21 | 4 | 0 | |
| | 結腸 | C18 | 212 | 0 | 0 | 0 | 0 | 0 | 0 | 0 | 0 | 1 | 4 | 4 | 4 | 12 | 29 | 15 | 22 | 29 | 43 | 27 | 19 | 3 | 0 | |
| | 直腸 | C19-C20 | 68 | 0 | 0 | 0 | 0 | 0 | 0 | 0 | 0 | 1 | 2 | 1 | 3 | 3 | 11 | 6 | 10 | 13 | 12 | 3 | 2 | 1 | 0 | |
| | 肝および肝内胆管 | C22 | 160 | 0 | 0 | 0 | 0 | 0 | 0 | 0 | 0 | 0 | 1 | 1 | 2 | 4 | 6 | 16 | 20 | 39 | 40 | 21 | 8 | 2 | 0 | |
| | 胆のう・胆管 | C23-C24 | 120 | 0 | 0 | 0 | 0 | 0 | 0 | 0 | 0 | 0 | 0 | 0 | 2 | 1 | 12 | 5 | 9 | 17 | 37 | 23 | 14 | 0 | 0 | |
| | 膵臓 | C25 | 222 | 0 | 0 | 0 | 0 | 0 | 0 | 0 | 0 | 2 | 2 | 1 | 8 | 8 | 17 | 33 | 41 | 44 | 28 | 28 | 8 | 2 | 0 | |
| | 喉頭 | C32 | 2 | 0 | 0 | 0 | 0 | 0 | 0 | 0 | 0 | 0 | 0 | 0 | 0 | 0 | 0 | 0 | 1 | 0 | 0 | 1 | 0 | 0 | 0 | |
| | 肺 | C33-C34 | 239 | 0 | 0 | 0 | 0 | 0 | 0 | 0 | 1 | 0 | 3 | 2 | 3 | 8 | 24 | 32 | 29 | 35 | 56 | 35 | 8 | 3 | 0 | |
| | 皮膚 | C43-C44 | 13 | 0 | 0 | 0 | 0 | 0 | 0 | 0 | 0 | 0 | 0 | 0 | 0 | 1 | 2 | 1 | 1 | 1 | 2 | 4 | 1 | 0 | 0 | |
| | 乳房 | C50 | 158 | 0 | 0 | 0 | 0 | 0 | 1 | 0 | 0 | 3 | 6 | 4 | 18 | 20 | 22 | 20 | 17 | 14 | 18 | 9 | 5 | 1 | 0 | |
| | 子宮 | C53-C55 | 85 | 0 | 0 | 0 | 0 | 0 | 0 | 0 | 0 | 2 | 4 | 6 | 7 | 10 | 10 | 11 | 8 | 13 | 7 | 6 | 1 | 0 | 0 | |
| | 子宮頸部 | C53 | 33 | 0 | 0 | 0 | 0 | 0 | 0 | 0 | 0 | 0 | 2 | 3 | 2 | 5 | 3 | 2 | 5 | 4 | 3 | 4 | 0 | 0 | 0 | |
| | 子宮体部 | C54 | 35 | 0 | 0 | 0 | 0 | 0 | 0 | 0 | 0 | 1 | 0 | 3 | 4 | 1 | 4 | 7 | 3 | 9 | 1 | 2 | 0 | 0 | 0 | |
| | 卵巣 | C56 | 46 | 0 | 0 | 0 | 0 | 0 | 0 | 0 | 3 | 1 | 4 | 3 | 2 | 0 | 10 | 7 | 6 | 4 | 3 | 2 | 1 | 0 | 0 | |
| | 膀胱 | C67 | 41 | 0 | 0 | 0 | 0 | 0 | 0 | 0 | 0 | 0 | 0 | 0 | 0 | 2 | 3 | 3 | 2 | 8 | 7 | 10 | 6 | 0 | 0 | |
| | 腎・尿路（膀胱除く） | C64-C66 C68 | 55 | 0 | 0 | 0 | 0 | 0 | 0 | 0 | 0 | 0 | 1 | 1 | 0 | 0 | 4 | 1 | 12 | 12 | 16 | 6 | 2 | 0 | 0 | |
| | 脳・中枢神経系 | C70-C72 | 14 | 0 | 0 | 0 | 0 | 1 | 0 | 0 | 0 | 0 | 0 | 0 | 1 | 1 | 2 | 3 | 1 | 1 | 2 | 2 | 0 | 0 | 0 | |
| | 甲状腺 | C73 | 16 | 0 | 0 | 0 | 0 | 0 | 0 | 0 | 0 | 0 | 0 | 0 | 1 | 0 | 3 | 0 | 1 | 2 | 3 | 4 | 2 | 0 | 0 | |
| | 悪性リンパ腫 | C81-C85 C96 | 76 | 0 | 0 | 0 | 1 | 0 | 1 | 0 | 0 | 0 | 1 | 2 | 1 | 3 | 2 | 8 | 12 | 14 | 19 | 10 | 2 | 0 | 0 | |
| | 多発性骨髄腫 | C88-C90 | 21 | 0 | 0 | 0 | 0 | 0 | 0 | 0 | 0 | 0 | 0 | 0 | 0 | 0 | 3 | 2 | 4 | 2 | 5 | 4 | 1 | 0 | 0 | |
| | 白血病 | C91-C95 | 37 | 0 | 0 | 0 | 0 | 0 | 0 | 0 | 0 | 0 | 0 | 0 | 1 | 4 | 2 | 4 | 5 | 2 | 13 | 1 | 2 | 3 | 0 | 0 |

1 総数は年齢不詳を含む

2 総数は男女および性別不詳の合計

表10. 年齢階級別死亡数： 部位別、性別

山口県

2017年

| 性別 | 部位 | ICD-10 | 総数 | 1 | 0-4歳 | 5-9歳 | 10-14歳 | 15-19歳 | 20-24歳 | 25-29歳 | 30-34歳 | 35-39歳 | 40-44歳 | 45-49歳 | 50-54歳 | 55-59歳 | 60-64歳 | 65-69歳 | 70-74歳 | 75-79歳 | 80-84歳 | 85-89歳 | 90-94歳 | 95-99歳 | 100歳以上 | 不詳 |
|----|------------|-------------|-------|---|------|------|--------|--------|--------|--------|--------|--------|--------|--------|--------|--------|--------|--------|--------|--------|--------|--------|--------|--------|--------|----|
| 総数 | 2全部位 | C00-C97 | 4,772 | 3 | 0 | 2 | 1 | 4 | 4 | 1 | 11 | 25 | 55 | 69 | 141 | 232 | 580 | 653 | 729 | 826 | 801 | 466 | 148 | 21 | 0 | |
| | 口腔・咽頭 | C00-C14 | 98 | 0 | 0 | 0 | 0 | 2 | 0 | 0 | 1 | 2 | 1 | 3 | 1 | 4 | 17 | 14 | 12 | 14 | 10 | 13 | 4 | 0 | 0 | |
| | 食道 | C15 | 138 | 0 | 0 | 0 | 0 | 0 | 0 | 0 | 0 | 0 | 2 | 0 | 5 | 14 | 35 | 18 | 18 | 23 | 13 | 7 | 3 | 0 | 0 | |
| | 胃 | C16 | 611 | 0 | 0 | 0 | 0 | 0 | 1 | 1 | 2 | 3 | 6 | 7 | 13 | 33 | 69 | 109 | 89 | 96 | 93 | 71 | 15 | 3 | 0 | |
| | 大腸（結腸・直腸） | C18-C20 | 646 | 0 | 0 | 0 | 0 | 0 | 0 | 0 | 2 | 2 | 10 | 14 | 23 | 33 | 99 | 70 | 104 | 99 | 108 | 48 | 29 | 5 | 0 | |
| | 結腸 | C18 | 449 | 0 | 0 | 0 | 0 | 0 | 0 | 0 | 0 | 1 | 6 | 8 | 12 | 23 | 65 | 44 | 71 | 66 | 81 | 43 | 25 | 4 | 0 | |
| | 直腸 | C19-C20 | 197 | 0 | 0 | 0 | 0 | 0 | 0 | 0 | 2 | 1 | 4 | 6 | 11 | 10 | 34 | 26 | 33 | 33 | 27 | 5 | 4 | 1 | 0 | |
| | 肝および肝内胆管 | C22 | 443 | 0 | 0 | 0 | 0 | 0 | 0 | 0 | 1 | 1 | 1 | 5 | 9 | 18 | 39 | 51 | 71 | 98 | 95 | 41 | 10 | 3 | 0 | |
| | 胆のう・胆管 | C23-C24 | 227 | 0 | 0 | 0 | 0 | 0 | 0 | 0 | 0 | 0 | 1 | 1 | 7 | 8 | 23 | 24 | 29 | 32 | 54 | 33 | 15 | 0 | 0 | |
| | 膵臓 | C25 | 422 | 0 | 0 | 0 | 0 | 0 | 0 | 0 | 0 | 3 | 3 | 6 | 17 | 16 | 41 | 71 | 80 | 75 | 61 | 36 | 11 | 2 | 0 | |
| | 喉頭 | C32 | 14 | 0 | 0 | 0 | 0 | 0 | 0 | 0 | 0 | 0 | 0 | 0 | 0 | 0 | 0 | 0 | 2 | 2 | 3 | 1 | 6 | 0 | 0 | |
| | 肺 | C33-C34 | 890 | 0 | 0 | 0 | 0 | 0 | 0 | 0 | 1 | 3 | 8 | 8 | 19 | 36 | 109 | 142 | 162 | 149 | 155 | 76 | 18 | 4 | 0 | |
| | 皮膚 | C43-C44 | 20 | 0 | 0 | 0 | 0 | 0 | 0 | 0 | 0 | 0 | 1 | 0 | 0 | 1 | 2 | 1 | 2 | 3 | 3 | 5 | 2 | 0 | 0 | |
| | 乳房 | C50 | 158 | 0 | 0 | 0 | 0 | 0 | 1 | 0 | 0 | 3 | 6 | 4 | 18 | 20 | 22 | 20 | 17 | 14 | 18 | 9 | 5 | 1 | 0 | |
| | 子宮 | C53-C55 | 85 | 0 | 0 | 0 | 0 | 0 | 0 | 0 | 0 | 2 | 4 | 6 | 7 | 10 | 10 | 11 | 8 | 13 | 7 | 6 | 1 | 0 | 0 | |
| | 子宮頸部 | C53 | 33 | 0 | 0 | 0 | 0 | 0 | 0 | 0 | 0 | 0 | 2 | 3 | 2 | 5 | 3 | 2 | 5 | 4 | 3 | 4 | 0 | 0 | 0 | |
| | 子宮体部 | C54 | 35 | 0 | 0 | 0 | 0 | 0 | 0 | 0 | 0 | 1 | 0 | 3 | 4 | 1 | 4 | 7 | 3 | 9 | 1 | 2 | 0 | 0 | 0 | |
| | 卵巣 | C56 | 46 | 0 | 0 | 0 | 0 | 0 | 0 | 0 | 3 | 1 | 4 | 3 | 2 | 0 | 10 | 7 | 6 | 4 | 3 | 2 | 1 | 0 | 0 | |
| | 前立腺 | C61 | 167 | 0 | 0 | 0 | 0 | 0 | 0 | 0 | 0 | 0 | 0 | 0 | 0 | 6 | 16 | 19 | 18 | 39 | 38 | 21 | 9 | 1 | 0 | |
| | 膀胱 | C67 | 120 | 0 | 0 | 0 | 0 | 0 | 0 | 0 | 0 | 0 | 1 | 0 | 2 | 3 | 12 | 10 | 15 | 21 | 29 | 19 | 8 | 0 | 0 | |
| | 腎・尿路（膀胱除く） | C64-C66 C68 | 121 | 0 | 0 | 0 | 0 | 0 | 0 | 0 | 0 | 0 | 1 | 3 | 0 | 3 | 10 | 11 | 22 | 33 | 21 | 15 | 2 | 0 | 0 | |
| | 脳・中枢神経系 | C70-C72 | 35 | 2 | 0 | 1 | 0 | 1 | 0 | 0 | 0 | 3 | 1 | 0 | 1 | 1 | 6 | 6 | 2 | 3 | 5 | 3 | 0 | 0 | 0 | |
| | 甲状腺 | C73 | 19 | 0 | 0 | 0 | 0 | 0 | 0 | 0 | 0 | 0 | 0 | 0 | 1 | 0 | 4 | 0 | 2 | 2 | 4 | 4 | 2 | 0 | 0 | |
| | 悪性リンパ腫 | C81-C85 C96 | 155 | 0 | 0 | 0 | 1 | 0 | 1 | 0 | 0 | 0 | 0 | 3 | 3 | 1 | 6 | 13 | 19 | 23 | 31 | 34 | 17 | 2 | 1 | 0 |
| | 多発性骨髄腫 | C88-C90 | 45 | 0 | 0 | 0 | 0 | 0 | 0 | 0 | 0 | 0 | 0 | 0 | 0 | 0 | 2 | 7 | 5 | 7 | 5 | 10 | 8 | 1 | 0 | 0 |
| | 白血病 | C91-C95 | 105 | 0 | 0 | 0 | 0 | 0 | 0 | 0 | 0 | 0 | 0 | 0 | 4 | 10 | 8 | 12 | 14 | 13 | 27 | 9 | 5 | 3 | 0 | 0 |

1 総数は年齢不詳を含む

2 総数は男女および性別不詳の合計

表11-2. 年齢階級別死亡率（人口10万対，85歳以上まるめ）： 部位別、性別

山口県

2017年

| 性別 | 部位 | ICD-10 | 総数 | 1 | 0-4歳 | 5-9歳 | 10-14歳 | 15-19歳 | 20-24歳 | 25-29歳 | 30-34歳 | 35-39歳 | 40-44歳 | 45-49歳 | 50-54歳 | 55-59歳 | 60-64歳 | 65-69歳 | 70-74歳 | 75-79歳 | 80-84歳 | 85歳以上 | 不詳 |
|----|------------|-------------|-------|------|------|------|--------|--------|--------|--------|--------|--------|--------|--------|--------|--------|--------|--------|---------|---------|---------|-------|----|
| 男 | 全部位 | C00-C97 | 435.7 | 11.5 | 0.0 | 3.3 | 0.0 | 10.7 | 3.4 | 3.0 | 13.5 | 27.7 | 46.7 | 94.7 | 205.1 | 337.8 | 640.0 | 988.9 | 1,355.6 | 1,828.6 | 2,845.8 | - | |
| | 口腔・咽頭 | C00-C14 | 11.2 | 0.0 | 0.0 | 0.0 | 0.0 | 7.1 | 0.0 | 0.0 | 2.7 | 2.1 | 2.2 | 5.3 | 2.6 | 8.9 | 20.0 | 26.7 | 27.8 | 50.0 | 54.2 | - | |
| | 食道 | C15 | 17.1 | 0.0 | 0.0 | 0.0 | 0.0 | 0.0 | 0.0 | 0.0 | 0.0 | 0.0 | 2.2 | 0.0 | 12.8 | 31.1 | 51.7 | 33.3 | 36.1 | 75.0 | 45.8 | - | |
| | 胃 | C16 | 61.2 | 0.0 | 0.0 | 0.0 | 0.0 | 0.0 | 3.4 | 3.0 | 2.7 | 6.4 | 4.4 | 5.3 | 23.1 | 62.2 | 85.0 | 184.4 | 177.8 | 221.4 | 375.0 | - | |
| | 大腸（結腸・直腸） | C18-C20 | 56.4 | 0.0 | 0.0 | 0.0 | 0.0 | 0.0 | 0.0 | 0.0 | 5.4 | 0.0 | 8.9 | 23.7 | 41.0 | 40.0 | 98.3 | 108.9 | 200.0 | 203.6 | 333.3 | - | |
| | 結腸 | C18 | 36.5 | 0.0 | 0.0 | 0.0 | 0.0 | 0.0 | 0.0 | 0.0 | 0.0 | 0.0 | 4.4 | 10.5 | 20.5 | 24.4 | 60.0 | 64.4 | 136.1 | 132.1 | 254.2 | - | |
| | 直腸 | C19-C20 | 19.9 | 0.0 | 0.0 | 0.0 | 0.0 | 0.0 | 0.0 | 0.0 | 5.4 | 0.0 | 4.4 | 13.2 | 20.5 | 15.6 | 38.3 | 44.4 | 63.9 | 71.4 | 79.2 | - | |
| | 肝および肝内胆管 | C22 | 43.6 | 0.0 | 0.0 | 0.0 | 0.0 | 0.0 | 0.0 | 0.0 | 2.7 | 2.1 | 0.0 | 10.5 | 17.9 | 31.1 | 55.0 | 77.8 | 141.7 | 210.7 | 325.0 | - | |
| | 胆のう・胆管 | C23-C24 | 16.5 | 0.0 | 0.0 | 0.0 | 0.0 | 0.0 | 0.0 | 0.0 | 0.0 | 0.0 | 2.2 | 2.6 | 12.8 | 15.6 | 18.3 | 42.2 | 55.6 | 53.6 | 116.7 | - | |
| | 膵臓 | C25 | 30.8 | 0.0 | 0.0 | 0.0 | 0.0 | 0.0 | 0.0 | 0.0 | 0.0 | 2.1 | 2.2 | 13.2 | 23.1 | 17.8 | 40.0 | 84.4 | 108.3 | 110.7 | 183.3 | - | |
| | 喉頭 | C32 | 1.8 | 0.0 | 0.0 | 0.0 | 0.0 | 0.0 | 0.0 | 0.0 | 0.0 | 0.0 | 0.0 | 0.0 | 0.0 | 0.0 | 0.0 | 4.4 | 2.8 | 10.7 | 25.0 | - | |
| | 肺 | C33-C34 | 100.3 | 0.0 | 0.0 | 0.0 | 0.0 | 0.0 | 0.0 | 0.0 | 0.0 | 6.4 | 11.1 | 15.8 | 41.0 | 62.2 | 141.7 | 244.4 | 369.4 | 407.1 | 629.2 | - | |
| | 皮膚 | C43-C44 | 1.1 | 0.0 | 0.0 | 0.0 | 0.0 | 0.0 | 0.0 | 0.0 | 0.0 | 0.0 | 2.2 | 0.0 | 0.0 | 0.0 | 0.0 | 0.0 | 2.8 | 7.1 | 12.5 | - | |
| | 乳房 | C50 | - | - | - | - | - | - | - | - | - | - | - | - | - | - | - | - | - | - | - | - | |
| | 前立腺 | C61 | 25.7 | 0.0 | 0.0 | 0.0 | 0.0 | 0.0 | 0.0 | 0.0 | 0.0 | 0.0 | 0.0 | 0.0 | 0.0 | 0.0 | 13.3 | 26.7 | 42.2 | 50.0 | 139.3 | 287.5 | |
| | 膀胱 | C67 | 12.2 | 0.0 | 0.0 | 0.0 | 0.0 | 0.0 | 0.0 | 0.0 | 0.0 | 0.0 | 2.2 | 0.0 | 5.1 | 2.2 | 15.0 | 15.6 | 36.1 | 46.4 | 137.5 | - | |
| | 腎・尿路（膀胱除く） | C64-C66 C68 | 10.2 | 0.0 | 0.0 | 0.0 | 0.0 | 0.0 | 0.0 | 0.0 | 0.0 | 0.0 | 0.0 | 5.3 | 0.0 | 6.7 | 10.0 | 22.2 | 27.8 | 75.0 | 58.3 | - | |
| | 脳・中枢神経系 | C70-C72 | 3.2 | 7.7 | 0.0 | 3.3 | 0.0 | 0.0 | 0.0 | 0.0 | 0.0 | 6.4 | 2.2 | 0.0 | 0.0 | 0.0 | 6.7 | 6.7 | 2.8 | 7.1 | 16.7 | - | |
| | 甲状腺 | C73 | 0.5 | 0.0 | 0.0 | 0.0 | 0.0 | 0.0 | 0.0 | 0.0 | 0.0 | 0.0 | 0.0 | 0.0 | 0.0 | 0.0 | 1.7 | 0.0 | 2.8 | 0.0 | 4.2 | - | |
| | 悪性リンパ腫 | C81-C85 C96 | 12.2 | 0.0 | 0.0 | 0.0 | 0.0 | 0.0 | 0.0 | 0.0 | 0.0 | 0.0 | 4.4 | 2.6 | 0.0 | 6.7 | 18.3 | 24.4 | 30.6 | 60.7 | 95.8 | - | |
| | 多発性骨髄腫 | C88-C90 | 3.7 | 0.0 | 0.0 | 0.0 | 0.0 | 0.0 | 0.0 | 0.0 | 0.0 | 0.0 | 0.0 | 0.0 | 0.0 | 4.4 | 6.7 | 6.7 | 8.3 | 10.7 | 37.5 | - | |
| | 白血病 | C91-C95 | 10.5 | 0.0 | 0.0 | 0.0 | 0.0 | 0.0 | 0.0 | 0.0 | 0.0 | 0.0 | 0.0 | 7.9 | 15.4 | 13.3 | 13.3 | 20.0 | 30.6 | 50.0 | 45.8 | - | |

1 総数は年齢不詳を含む

2 総数は男女および性別不詳の合計

表11-2. 年齢階級別死亡率（人口10万対，85歳以上まるめ）： 部位別、性別

山口県

2017年

| 性別 | 部位 | ICD-10 | 総数 ¹ | 0-4歳 | 5-9歳 | 10-14歳 | 15-19歳 | 20-24歳 | 25-29歳 | 30-34歳 | 35-39歳 | 40-44歳 | 45-49歳 | 50-54歳 | 55-59歳 | 60-64歳 | 65-69歳 | 70-74歳 | 75-79歳 | 80-84歳 | 85歳以上 | 不詳 |
|----|------------|-------------|-----------------|------|------|--------|--------|--------|--------|--------|--------|--------|--------|--------|--------|--------|--------|--------|--------|--------|---------|----|
| 女 | 全部位 | C00-C97 | 270.0 | 0.0 | 0.0 | 3.6 | 3.2 | 4.0 | 11.5 | 0.0 | 16.7 | 26.1 | 73.9 | 82.5 | 145.2 | 166.7 | 301.5 | 392.5 | 491.8 | 713.6 | 1,321.1 | . |
| | 口腔・咽頭 | C00-C14 | 3.5 | 0.0 | 0.0 | 0.0 | 0.0 | 0.0 | 0.0 | 0.0 | 0.0 | 2.2 | 0.0 | 2.5 | 0.0 | 0.0 | 7.7 | 3.8 | 4.1 | 0.0 | 24.6 | . |
| | 食道 | C15 | 3.8 | 0.0 | 0.0 | 0.0 | 0.0 | 0.0 | 0.0 | 0.0 | 0.0 | 0.0 | 2.2 | 0.0 | 0.0 | 0.0 | 6.2 | 5.7 | 10.2 | 4.5 | 21.1 | . |
| | 胃 | C16 | 29.7 | 0.0 | 0.0 | 0.0 | 0.0 | 0.0 | 0.0 | 0.0 | 2.8 | 0.0 | 8.7 | 12.5 | 9.5 | 10.4 | 27.7 | 49.1 | 51.0 | 77.3 | 161.4 | . |
| | 大腸（結腸・直腸） | C18-C20 | 38.9 | 0.0 | 0.0 | 0.0 | 0.0 | 0.0 | 0.0 | 0.0 | 0.0 | 4.3 | 13.0 | 12.5 | 16.7 | 31.3 | 61.5 | 39.6 | 65.3 | 95.5 | 193.0 | . |
| | 結腸 | C18 | 29.4 | 0.0 | 0.0 | 0.0 | 0.0 | 0.0 | 0.0 | 0.0 | 0.0 | 2.2 | 8.7 | 10.0 | 9.5 | 25.0 | 44.6 | 28.3 | 44.9 | 65.9 | 161.4 | . |
| | 直腸 | C19-C20 | 9.4 | 0.0 | 0.0 | 0.0 | 0.0 | 0.0 | 0.0 | 0.0 | 0.0 | 2.2 | 4.3 | 2.5 | 7.1 | 6.3 | 16.9 | 11.3 | 20.4 | 29.5 | 31.6 | . |
| | 肝および肝内胆管 | C22 | 22.2 | 0.0 | 0.0 | 0.0 | 0.0 | 0.0 | 0.0 | 0.0 | 0.0 | 0.0 | 2.2 | 2.5 | 4.8 | 8.3 | 9.2 | 30.2 | 40.8 | 88.6 | 124.6 | . |
| | 胆のう・胆管 | C23-C24 | 16.7 | 0.0 | 0.0 | 0.0 | 0.0 | 0.0 | 0.0 | 0.0 | 0.0 | 0.0 | 0.0 | 0.0 | 4.8 | 2.1 | 18.5 | 9.4 | 18.4 | 38.6 | 129.8 | . |
| | 膵臓 | C25 | 30.8 | 0.0 | 0.0 | 0.0 | 0.0 | 0.0 | 0.0 | 0.0 | 0.0 | 4.3 | 4.3 | 2.5 | 19.0 | 16.7 | 26.2 | 62.3 | 83.7 | 100.0 | 115.8 | . |
| | 喉頭 | C32 | 0.3 | 0.0 | 0.0 | 0.0 | 0.0 | 0.0 | 0.0 | 0.0 | 0.0 | 0.0 | 0.0 | 0.0 | 0.0 | 0.0 | 0.0 | 0.0 | 2.0 | 0.0 | 1.8 | . |
| | 肺 | C33-C34 | 33.2 | 0.0 | 0.0 | 0.0 | 0.0 | 0.0 | 0.0 | 0.0 | 2.8 | 0.0 | 6.5 | 5.0 | 7.1 | 16.7 | 36.9 | 60.4 | 59.2 | 79.5 | 178.9 | . |
| | 皮膚 | C43-C44 | 1.8 | 0.0 | 0.0 | 0.0 | 0.0 | 0.0 | 0.0 | 0.0 | 0.0 | 0.0 | 0.0 | 0.0 | 0.0 | 2.1 | 3.1 | 1.9 | 2.0 | 2.3 | 12.3 | . |
| | 乳房 | C50 | 21.9 | 0.0 | 0.0 | 0.0 | 0.0 | 0.0 | 3.8 | 0.0 | 0.0 | 6.5 | 13.0 | 10.0 | 42.9 | 41.7 | 33.8 | 37.7 | 34.7 | 31.8 | 57.9 | . |
| | 子宮 | C53-C55 | 11.8 | 0.0 | 0.0 | 0.0 | 0.0 | 0.0 | 0.0 | 0.0 | 0.0 | 4.3 | 8.7 | 15.0 | 16.7 | 20.8 | 15.4 | 20.8 | 16.3 | 29.5 | 24.6 | . |
| | 子宮頸部 | C53 | 4.6 | 0.0 | 0.0 | 0.0 | 0.0 | 0.0 | 0.0 | 0.0 | 0.0 | 0.0 | 4.3 | 7.5 | 4.8 | 10.4 | 4.6 | 3.8 | 10.2 | 9.1 | 12.3 | . |
| | 子宮体部 | C54 | 4.9 | 0.0 | 0.0 | 0.0 | 0.0 | 0.0 | 0.0 | 0.0 | 0.0 | 2.2 | 0.0 | 7.5 | 9.5 | 2.1 | 6.2 | 13.2 | 6.1 | 20.5 | 5.3 | . |
| | 卵巣 | C56 | 6.4 | 0.0 | 0.0 | 0.0 | 0.0 | 0.0 | 0.0 | 0.0 | 8.3 | 2.2 | 8.7 | 7.5 | 4.8 | 0.0 | 15.4 | 13.2 | 12.2 | 9.1 | 10.5 | . |
| | 膀胱 | C67 | 5.7 | 0.0 | 0.0 | 0.0 | 0.0 | 0.0 | 0.0 | 0.0 | 0.0 | 0.0 | 0.0 | 0.0 | 0.0 | 4.2 | 4.6 | 5.7 | 4.1 | 18.2 | 40.4 | . |
| | 腎・尿路（膀胱除く） | C64-C66 C68 | 7.6 | 0.0 | 0.0 | 0.0 | 0.0 | 0.0 | 0.0 | 0.0 | 0.0 | 0.0 | 2.2 | 2.5 | 0.0 | 0.0 | 6.2 | 1.9 | 24.5 | 27.3 | 42.1 | . |
| | 脳・中枢神経系 | C70-C72 | 1.9 | 0.0 | 0.0 | 0.0 | 0.0 | 4.0 | 0.0 | 0.0 | 0.0 | 0.0 | 0.0 | 0.0 | 2.4 | 2.1 | 3.1 | 5.7 | 2.0 | 2.3 | 7.0 | . |
| | 甲状腺 | C73 | 2.2 | 0.0 | 0.0 | 0.0 | 0.0 | 0.0 | 0.0 | 0.0 | 0.0 | 0.0 | 0.0 | 0.0 | 2.4 | 0.0 | 4.6 | 0.0 | 2.0 | 4.5 | 15.8 | . |
| | 悪性リンパ腫 | C81-C85 C96 | 10.6 | 0.0 | 0.0 | 0.0 | 3.2 | 0.0 | 3.8 | 0.0 | 0.0 | 0.0 | 2.2 | 5.0 | 2.4 | 6.3 | 3.1 | 15.1 | 24.5 | 31.8 | 54.4 | . |
| | 多発性骨髄腫 | C88-C90 | 2.9 | 0.0 | 0.0 | 0.0 | 0.0 | 0.0 | 0.0 | 0.0 | 0.0 | 0.0 | 0.0 | 0.0 | 0.0 | 0.0 | 4.6 | 3.8 | 8.2 | 4.5 | 17.5 | . |
| | 白血病 | C91-C95 | 5.1 | 0.0 | 0.0 | 0.0 | 0.0 | 0.0 | 0.0 | 0.0 | 0.0 | 0.0 | 0.0 | 2.5 | 9.5 | 4.2 | 6.2 | 9.4 | 4.1 | 29.5 | 10.5 | . |

1 総数は年齢不詳を含む

2 総数は男女および性別不詳の合計

表11-2. 年齢階級別死亡率（人口10万対，85歳以上まるめ）： 部位別、性別

山口県

2017年

| 性別 | 部位 | ICD-10 | 総数 1 | 0-4歳 | 5-9歳 | 10-14歳 | 15-19歳 | 20-24歳 | 25-29歳 | 30-34歳 | 35-39歳 | 40-44歳 | 45-49歳 | 50-54歳 | 55-59歳 | 60-64歳 | 65-69歳 | 70-74歳 | 75-79歳 | 80-84歳 | 85歳以上 | 不詳 |
|------|------------|-------------|-------|------|------|--------|--------|--------|--------|--------|--------|--------|--------|--------|--------|--------|--------|--------|--------|---------|---------|----|
| 総数 2 | 全部位 | C00-C97 | 348.6 | 6.0 | 0.0 | 3.4 | 1.6 | 7.5 | 7.3 | 1.5 | 15.1 | 26.9 | 60.4 | 88.5 | 174.1 | 249.5 | 464.0 | 666.3 | 857.6 | 1,147.2 | 1,772.8 | ・ |
| | 口腔・咽頭 | C00-C14 | 7.2 | 0.0 | 0.0 | 0.0 | 0.0 | 3.8 | 0.0 | 0.0 | 1.4 | 2.2 | 1.1 | 3.8 | 1.2 | 4.3 | 13.6 | 14.3 | 14.1 | 19.4 | 33.3 | ・ |
| | 食道 | C15 | 10.1 | 0.0 | 0.0 | 0.0 | 0.0 | 0.0 | 0.0 | 0.0 | 0.0 | 0.0 | 2.2 | 0.0 | 6.2 | 15.1 | 28.0 | 18.4 | 21.2 | 31.9 | 28.4 | ・ |
| | 胃 | C16 | 44.6 | 0.0 | 0.0 | 0.0 | 0.0 | 0.0 | 1.8 | 1.5 | 2.7 | 3.2 | 6.6 | 9.0 | 16.0 | 35.5 | 55.2 | 111.2 | 104.7 | 133.3 | 224.7 | ・ |
| | 大腸（結腸・直腸） | C18-C20 | 47.2 | 0.0 | 0.0 | 0.0 | 0.0 | 0.0 | 0.0 | 0.0 | 2.7 | 2.2 | 11.0 | 17.9 | 28.4 | 35.5 | 79.2 | 71.4 | 122.4 | 137.5 | 234.6 | ・ |
| | 結腸 | C18 | 32.8 | 0.0 | 0.0 | 0.0 | 0.0 | 0.0 | 0.0 | 0.0 | 0.0 | 1.1 | 6.6 | 10.3 | 14.8 | 24.7 | 52.0 | 44.9 | 83.5 | 91.7 | 188.9 | ・ |
| | 直腸 | C19-C20 | 14.4 | 0.0 | 0.0 | 0.0 | 0.0 | 0.0 | 0.0 | 0.0 | 2.7 | 1.1 | 4.4 | 7.7 | 13.6 | 10.8 | 27.2 | 26.5 | 38.8 | 45.8 | 45.7 | ・ |
| | 肝および肝内胆管 | C22 | 32.4 | 0.0 | 0.0 | 0.0 | 0.0 | 0.0 | 0.0 | 0.0 | 1.4 | 1.1 | 1.1 | 6.4 | 11.1 | 19.4 | 31.2 | 52.0 | 83.5 | 136.1 | 184.0 | ・ |
| | 胆のう・胆管 | C23-C24 | 16.6 | 0.0 | 0.0 | 0.0 | 0.0 | 0.0 | 0.0 | 0.0 | 0.0 | 0.0 | 1.1 | 1.3 | 8.6 | 8.6 | 18.4 | 24.5 | 34.1 | 44.4 | 125.9 | ・ |
| | 膵臓 | C25 | 30.8 | 0.0 | 0.0 | 0.0 | 0.0 | 0.0 | 0.0 | 0.0 | 0.0 | 3.2 | 3.3 | 7.7 | 21.0 | 17.2 | 32.8 | 72.4 | 94.1 | 104.2 | 135.8 | ・ |
| | 喉頭 | C32 | 1.0 | 0.0 | 0.0 | 0.0 | 0.0 | 0.0 | 0.0 | 0.0 | 0.0 | 0.0 | 0.0 | 0.0 | 0.0 | 0.0 | 0.0 | 2.0 | 2.4 | 4.2 | 8.6 | ・ |
| | 肺 | C33-C34 | 65.0 | 0.0 | 0.0 | 0.0 | 0.0 | 0.0 | 0.0 | 0.0 | 1.4 | 3.2 | 8.8 | 10.3 | 23.5 | 38.7 | 87.2 | 144.9 | 190.6 | 206.9 | 312.3 | ・ |
| | 皮膚 | C43-C44 | 1.5 | 0.0 | 0.0 | 0.0 | 0.0 | 0.0 | 0.0 | 0.0 | 0.0 | 0.0 | 1.1 | 0.0 | 0.0 | 1.1 | 1.6 | 1.0 | 2.4 | 4.2 | 12.3 | ・ |
| | 乳房 | C50 | 11.5 | 0.0 | 0.0 | 0.0 | 0.0 | 0.0 | 1.8 | 0.0 | 0.0 | 3.2 | 6.6 | 5.1 | 22.2 | 21.5 | 17.6 | 20.4 | 20.0 | 19.4 | 40.7 | ・ |
| | 子宮 | C53-C55 | - | - | - | - | - | - | - | - | - | - | - | - | - | - | - | - | - | - | - | - |
| | 子宮頸部 | C53 | - | - | - | - | - | - | - | - | - | - | - | - | - | - | - | - | - | - | - | - |
| | 子宮体部 | C54 | - | - | - | - | - | - | - | - | - | - | - | - | - | - | - | - | - | - | - | - |
| | 卵巣 | C56 | - | - | - | - | - | - | - | - | - | - | - | - | - | - | - | - | - | - | - | - |
| | 前立腺 | C61 | - | - | - | - | - | - | - | - | - | - | - | - | - | - | - | - | - | - | - | - |
| | 膀胱 | C67 | 8.8 | 0.0 | 0.0 | 0.0 | 0.0 | 0.0 | 0.0 | 0.0 | 0.0 | 0.0 | 1.1 | 0.0 | 2.5 | 3.2 | 9.6 | 10.2 | 17.6 | 29.2 | 69.1 | ・ |
| | 腎・尿路（膀胱除く） | C64-C66 C68 | 8.8 | 0.0 | 0.0 | 0.0 | 0.0 | 0.0 | 0.0 | 0.0 | 0.0 | 0.0 | 1.1 | 3.8 | 0.0 | 3.2 | 8.0 | 11.2 | 25.9 | 45.8 | 46.9 | ・ |
| | 脳・中枢神経系 | C70-C72 | 2.6 | 4.0 | 0.0 | 1.7 | 0.0 | 1.9 | 0.0 | 0.0 | 0.0 | 3.2 | 1.1 | 0.0 | 1.2 | 1.1 | 4.8 | 6.1 | 2.4 | 4.2 | 9.9 | ・ |
| | 甲状腺 | C73 | 1.4 | 0.0 | 0.0 | 0.0 | 0.0 | 0.0 | 0.0 | 0.0 | 0.0 | 0.0 | 0.0 | 0.0 | 1.2 | 0.0 | 3.2 | 0.0 | 2.4 | 2.8 | 12.3 | ・ |
| | 悪性リンパ腫 | C81-C85 C96 | 11.3 | 0.0 | 0.0 | 0.0 | 1.6 | 0.0 | 1.8 | 0.0 | 0.0 | 0.0 | 3.3 | 3.8 | 1.2 | 6.5 | 10.4 | 19.4 | 27.1 | 43.1 | 66.7 | ・ |
| | 多発性骨髄腫 | C88-C90 | 3.3 | 0.0 | 0.0 | 0.0 | 0.0 | 0.0 | 0.0 | 0.0 | 0.0 | 0.0 | 0.0 | 0.0 | 0.0 | 2.2 | 5.6 | 5.1 | 8.2 | 6.9 | 23.5 | ・ |
| | 白血病 | C91-C95 | 7.7 | 0.0 | 0.0 | 0.0 | 0.0 | 0.0 | 0.0 | 0.0 | 0.0 | 0.0 | 0.0 | 5.1 | 12.3 | 8.6 | 9.6 | 14.3 | 15.3 | 37.5 | 21.0 | ・ |

1 総数は年齢不詳を含む

2 総数は男女および性別不詳の合計